LCS ™
0 321 05 - 0 321 10/11/12/13/14/15/16/17/18/19/20/21/22/23/24/25/26/27/28
0 321 33/34 - 0 321 36/37/38/39 - 0 321 41/42/43/44/45/46 - 0 321 48/49
0 321 59/60 - 0 321 68/69/70 - 0 321 75/76/77/78
0 321 80/81/82/83/84/85/86/87/89 - 0 337 57 - HVBL12/24 - HVSL12
On demand

legrand®

Sommaire/*Content*

Accessoires
Accessories.....2
Montage management arrière sur panneau 2U et 4U
Installing the rear cable management panel on 2U and 4U panel.....3
Montage panneau
Installing the panel.....3
Montage cassette
Installing the cassette.....4
Montage et démontage obturateur cassette compacte
Installing and removing the compact cassette blanking plate.....4
Repérage
Labelling.....4
Raccordement cassette préconnectorisée
Preconnectorised cassette connection.....5
Lovage câbles arrière
Rear cable coiling.....5
Mise à la terre
Grounding.....5
Démontage cassette par l'avant
Cassette removal from the front.....6
Démontage cassette par l'arrière
Cassette removal from the rear.....6
Remontage cassette par l'arrière
Cassette refitting from the rear.....6
Démontage management avant
Front management removal.....7
Autres configurations
Other configurations.....7
Consignes de sécurité
Safety instructions.....8

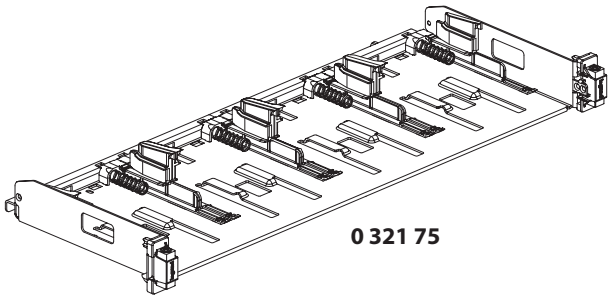

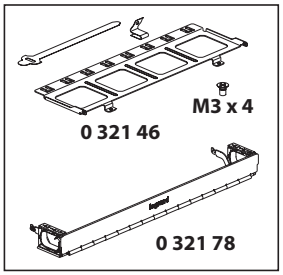

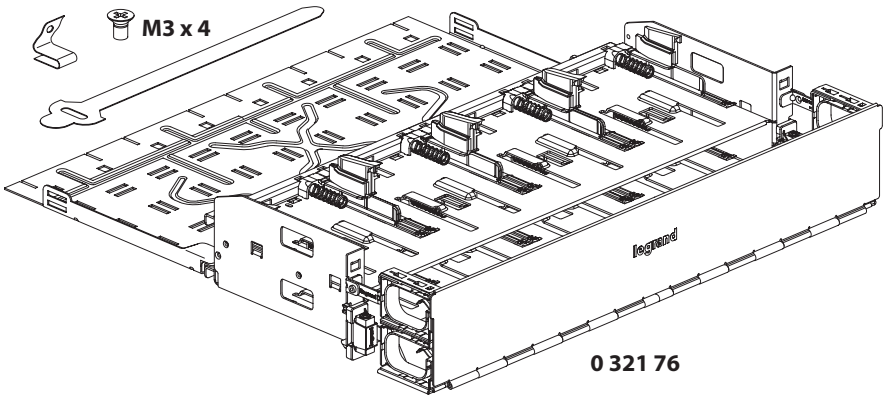

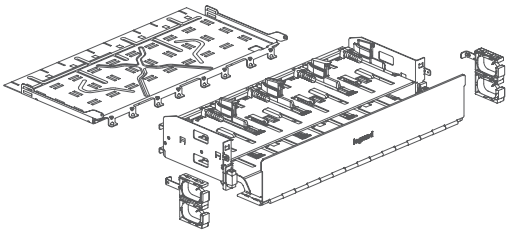

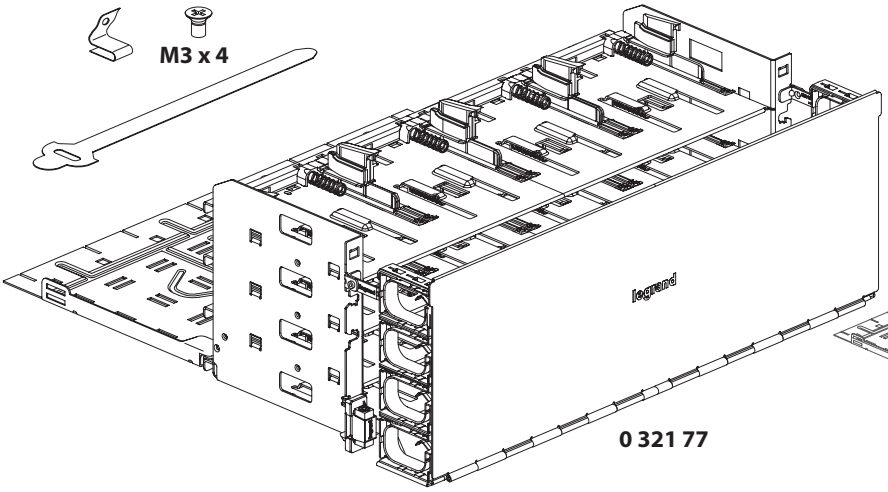

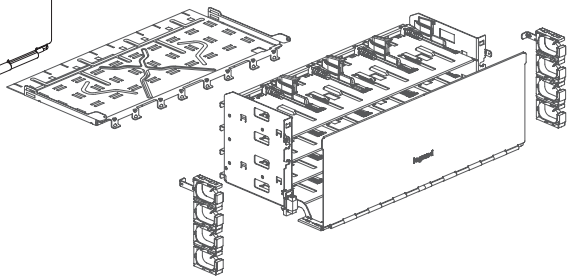

LE11988AB

	0 321 38	HD support for slim cassettes
	0 321 68	Slim cassette 12 LC MTP OM3 universal
	0 321 69	Slim cassette 12 LC MTP OM4 universal
	0 321 70	Slim cassette 12 LC MTP OS2 universal
	HVSL12	Slim cassette 12 LC MTP OM4 universal
	"On demand"	Other adaptor type, fiber or polarity available "On demand"
	***0 321 39**	Blank panel slim cassette HD support ***Only for ref. 0 321 38**

	0 321 42	24 LC multimode MTP cassette A/C
	0 321 44	24 LC singlemode MTP cassette A/C
	0 321 43	12 SC multimode MTP cassette A/C
	0 321 45	12 SC singlemode MTP cassette A/C
	0 321 48	12 LC multimode MTP cassette A/C
	0 321 49	12 LC singlemode MTP cassette A/C
	0 321 59	Cassette 12 SC MTP OM4 universal
	0 321 60	Cassette 12 SC MTP OS2 universal
	"On demand"	Other adaptor type, fiber or polarity available "On demand"

	0 321 80	6 SC multimode cassette
	0 321 82	12 SC multimode cassette
	0 321 84	6 SC singlemode cassette
	0 321 86	12 SC singlemode cassette
	0 321 81	6 LC multimode cassette
	0 321 83	12 LC multimode cassette
	0 321 85	6 LC singlemode cassette
	0 321 87	12 LC singlemode cassette

PG 11 x 2	**0 321 41**	Splice cassette
	0 321 11	SC duplex HD 12 singlemode fibres
	0 321 21	SC duplex HD 12 multimode fibres
	0 321 10	SC duplex 6 singlemode fibres
	0 321 12	SC apc duplex 6 singlemode fibres
	0 321 20	SC duplex 6 multimode fibres
	0 321 13	LC duplex 6 singlemode fibres
	0 321 23	LC duplex 6 multimode fibres
	0 321 36	LC duplex 6 multimode fibres (aqua)
	0 321 14	LC duplex 12 singlemode fibres
	0 321 16	LC apc duplex 12 singlemode fibres
	0 321 24	LC duplex 12 multimode fibres
	0 321 37	LC duplex 12 multimode fibres (aqua)
	HVBL12	LC duplex 12 multimode fibres (violet)
	0 321 15	LC duplex HD 24 singlemode fibres
	0 321 25	LC duplex HD 24 multimode fibres
	HVBL24	LC duplex HD 24 multimode fibres (violet)
	0 321 17	ST for 6 singlemode fibres
	0 321 27	ST for 6 multimode fibres
	0 321 33	4 MTP adapter, pass-through, singlemode
	0 321 34	4 MTP adapter, pass-through, multimode
	0 321 18	8 MTP adapter, pass-through, multimode
	0 321 19	8 MTP adapter, pass-through, singlemode
	"On demand"	OM5 or other colors

	0 337 55	Cassette 6 RJ45 to equiped	
	0 337 95	Cassette HD 12 RJ45 to equiped	
	0 337 53 **0 337 63** **0 337 73**	UTP	Cat 5e Cat 6 Cat 6A
	0 337 54 **0 337 64**	FTP	Cat 5e Cat 6
	0 337 65 **0 337 75**	STP	Cat 6 Cat 6A
	***0 337 85**	STP ***Only for ref. 0 337 55**	Cat 8

- **Accessoires**
- **Accessories**

x 4 **0 321 26**	**0 321 05**	**0 321 22**	**0 321 28**	M3 x 4 **0 321 46**	**0 321 78**	**0 337 57**
Compatible with all optical cassettes and supports	**Only for ref. 0 321 76/77**			**Only for ref. 0 321 75**		**Only for ref. 0 321 75** **0 321 76/77**

x 8

0 321 89

x 2

- **Montage management arrière sur panneau 2U et 4U**
- **Installing the rear cable management panel on 2U and 4U panel**

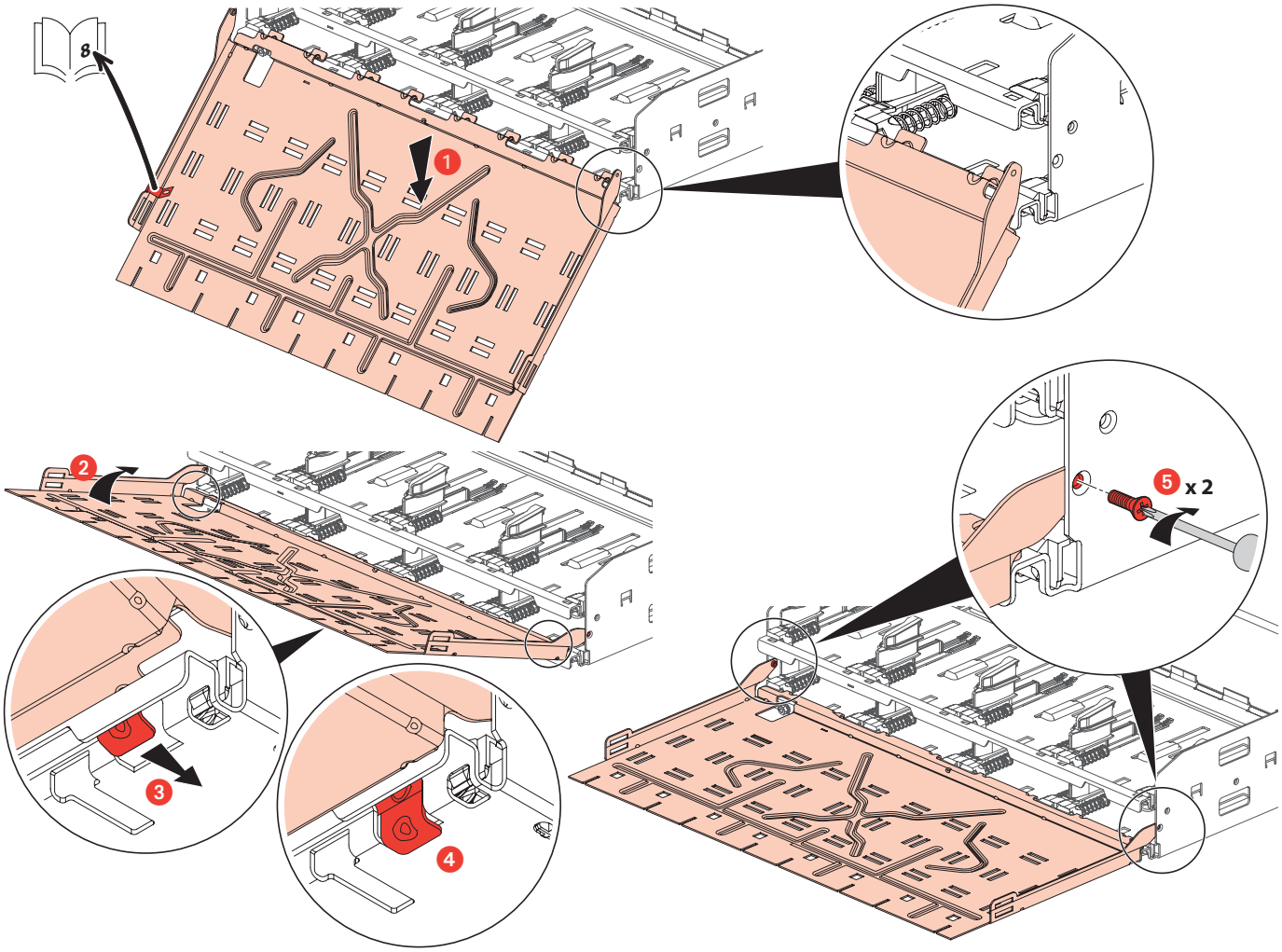

- **Montage panneau**
- **Installing the panel**

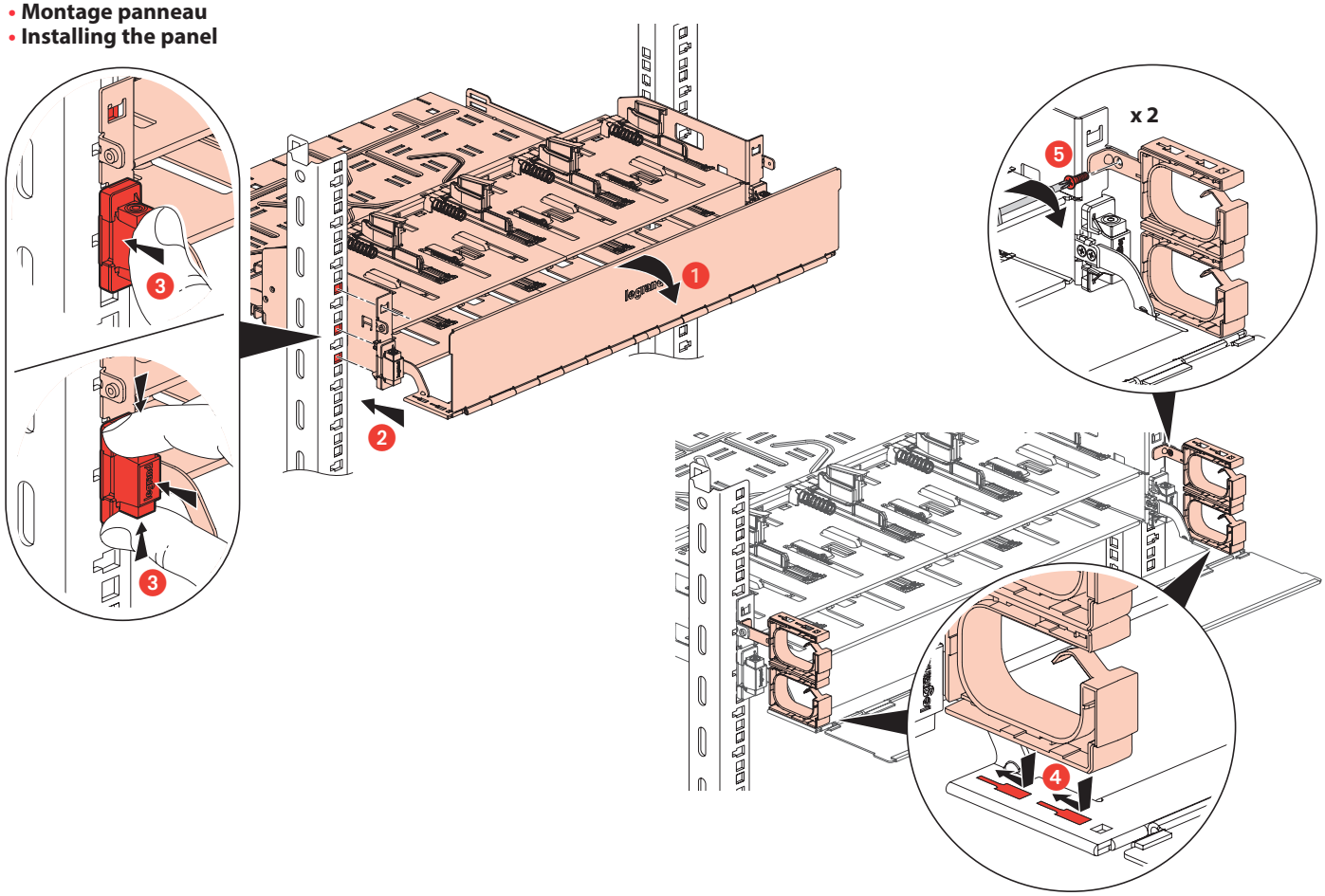

- **Montage cassette**
- **Installing the cassette**

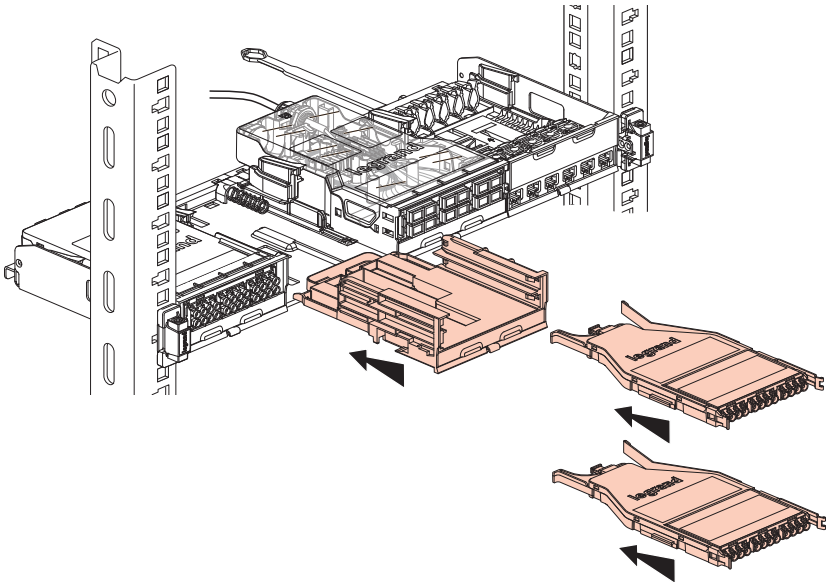

- **Montage et démontage obturateur cassette compacte**
- **Installing and removing the compact cassette blanking plate**

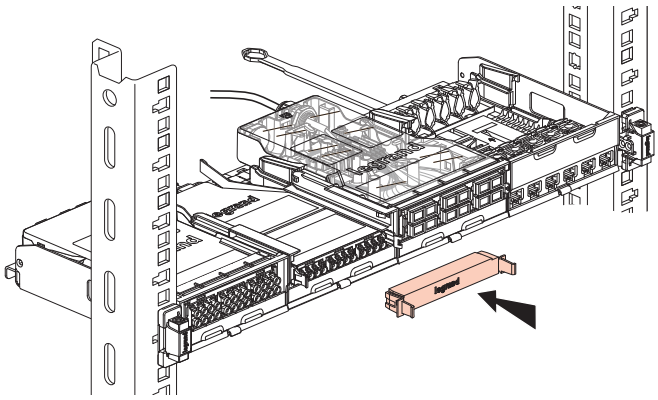

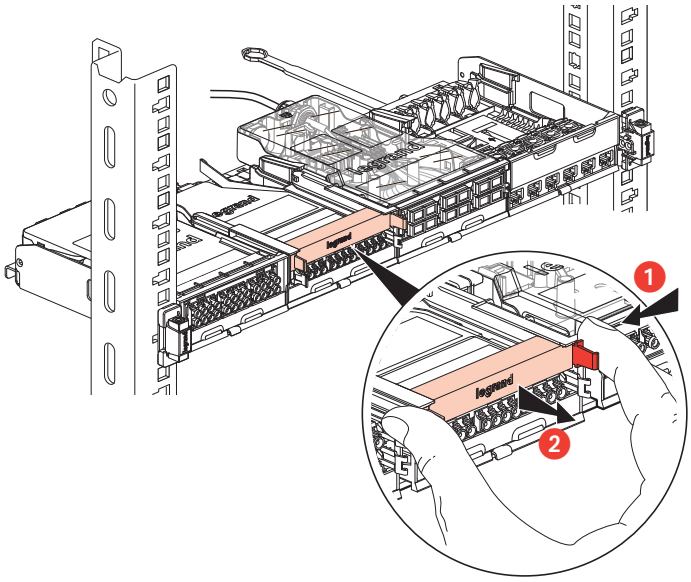

- **Repérage**
- **Labelling**

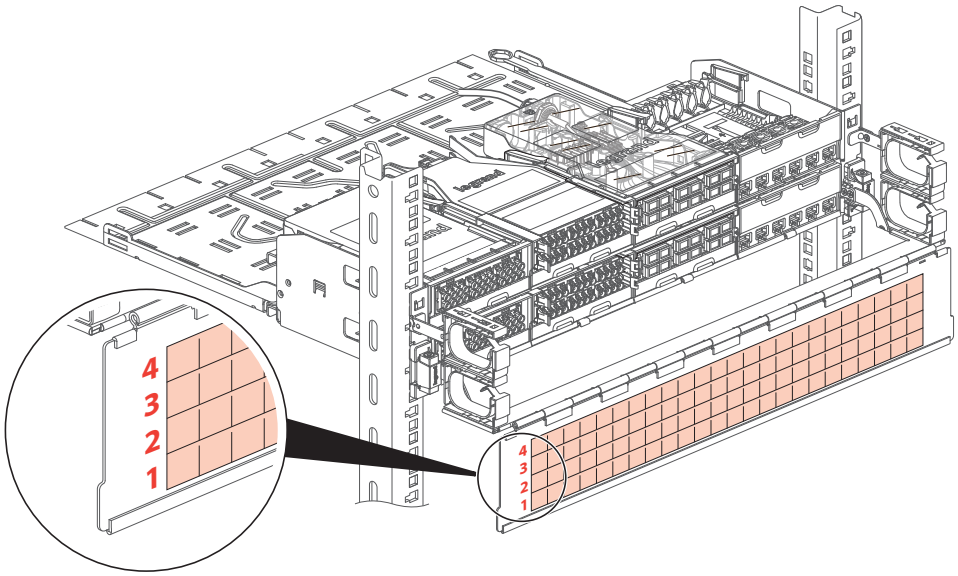

- **Raccordement cassette préconnectorisée**
- **Preconnectorised cassette connection**

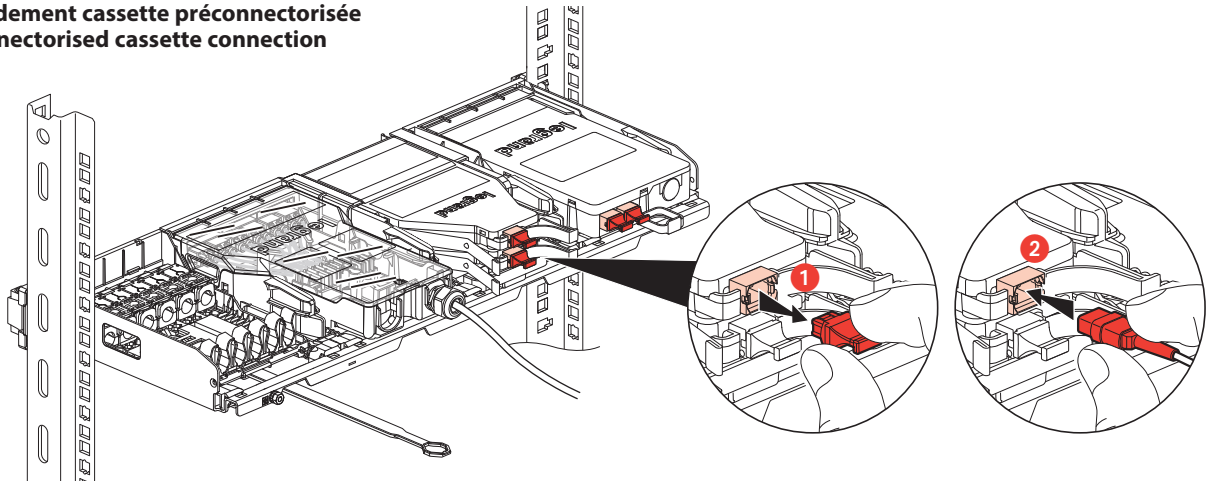

- **Lovage câbles arrière**
- **Rear cable coiling**

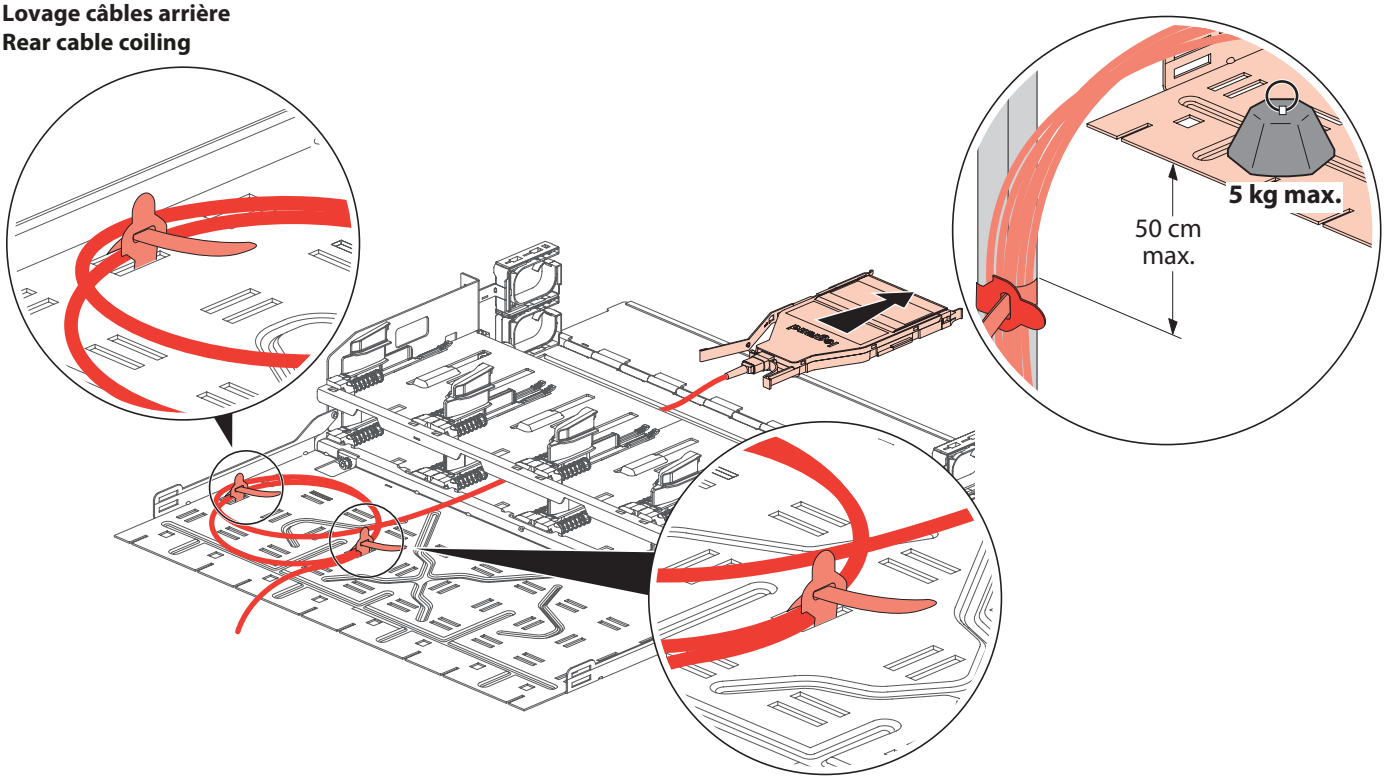

- **Mise à la terre**
- **Grounding**

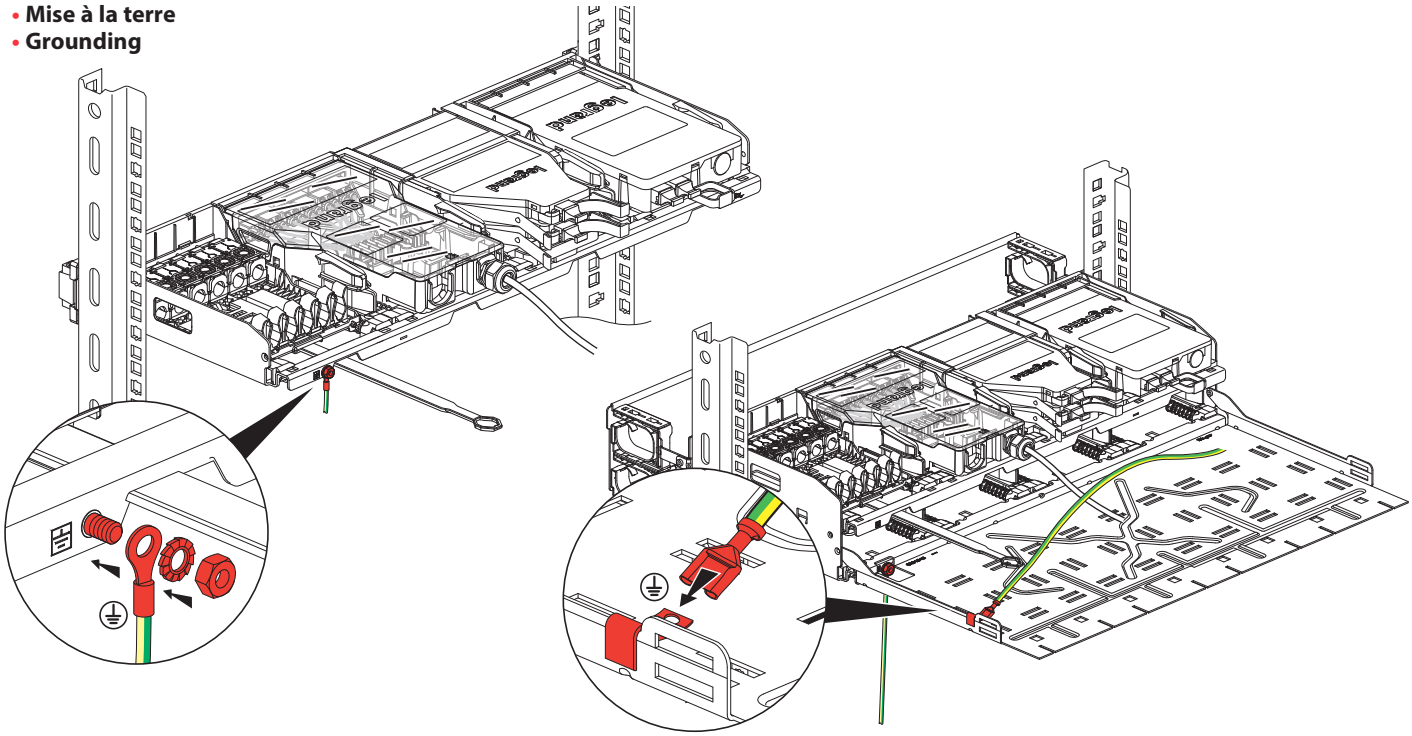

- **Démontage cassette par l'avant**
- **Cassette removal from the front**

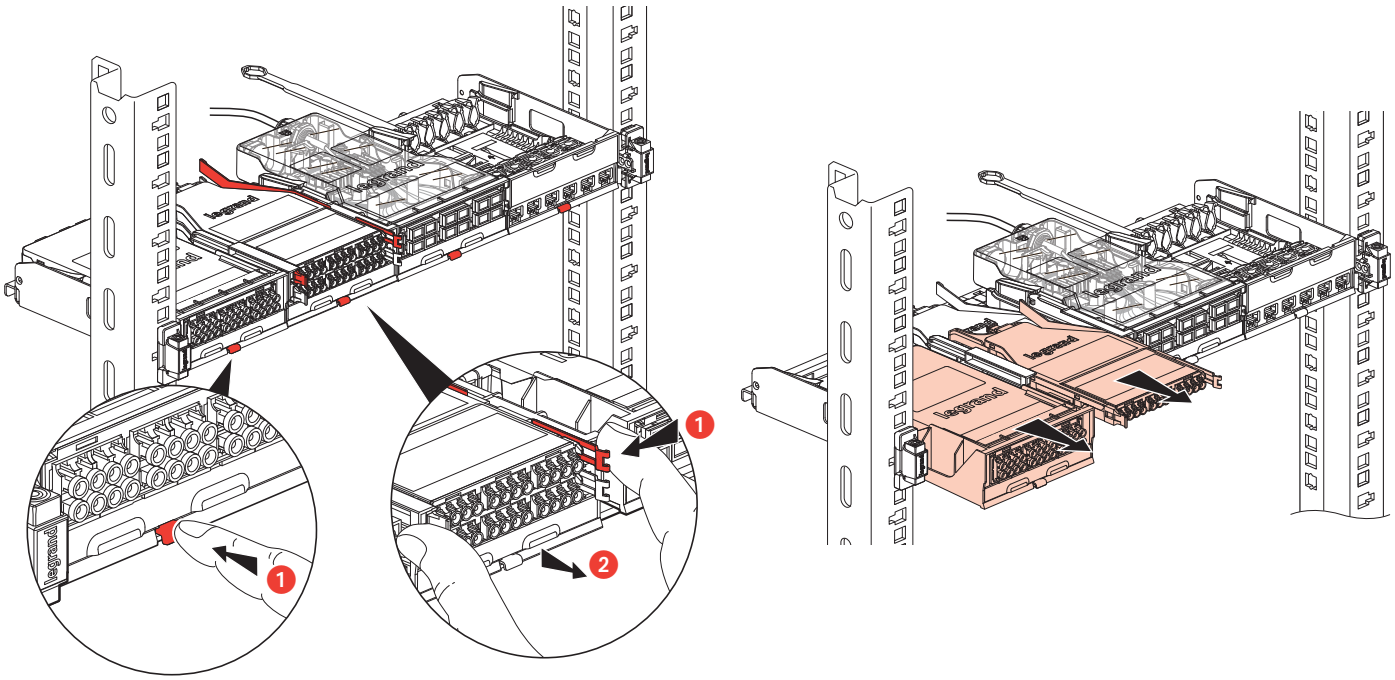

- **Démontage cassette par l'arrière**
- **Cassette removal from the rear**

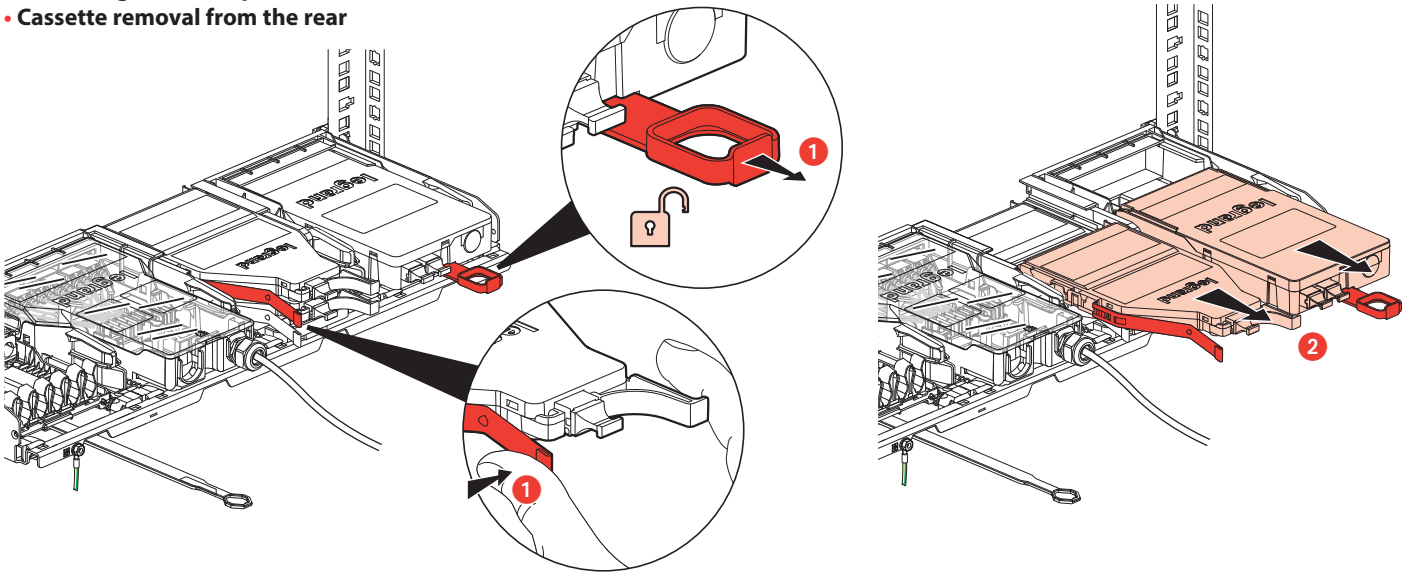

- **Remontage cassette par l'arrière**
- **Cassette refitting from the rear**

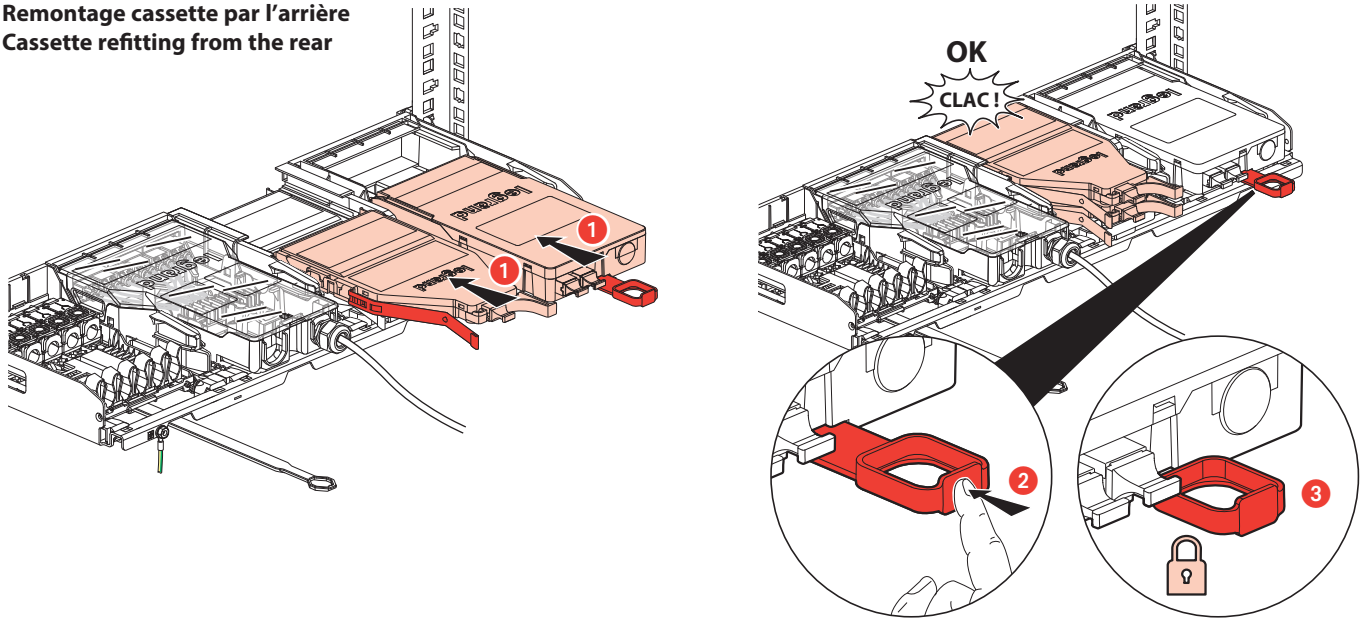

- **Démontage management avant**
- **Front management removal**

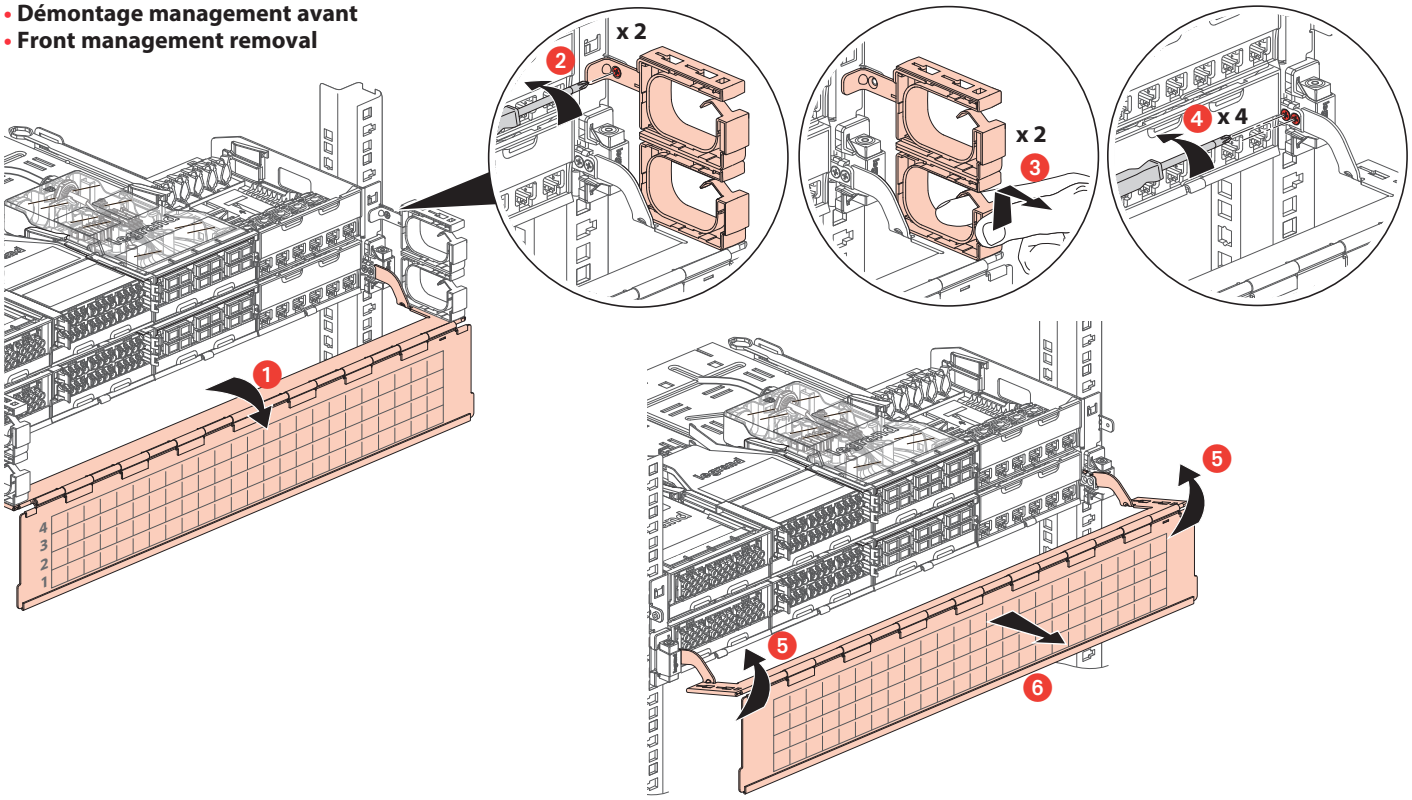

- **Autres configurations**
- **Other configurations**

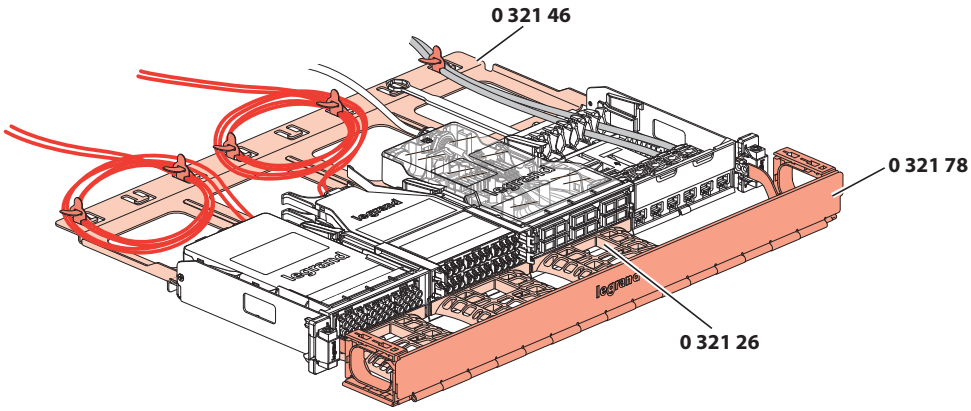

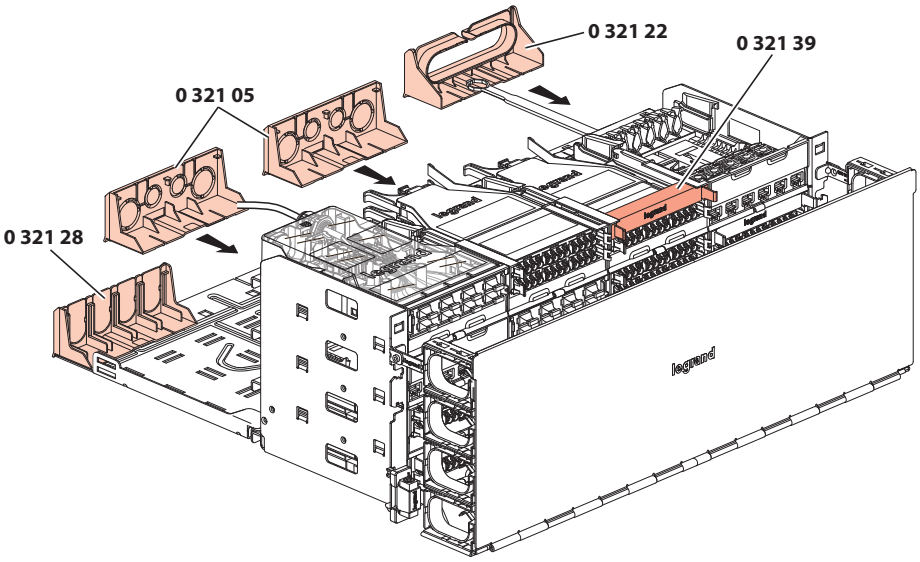

• **Autres configurations (suite)**
• **Other configurations (continued)**

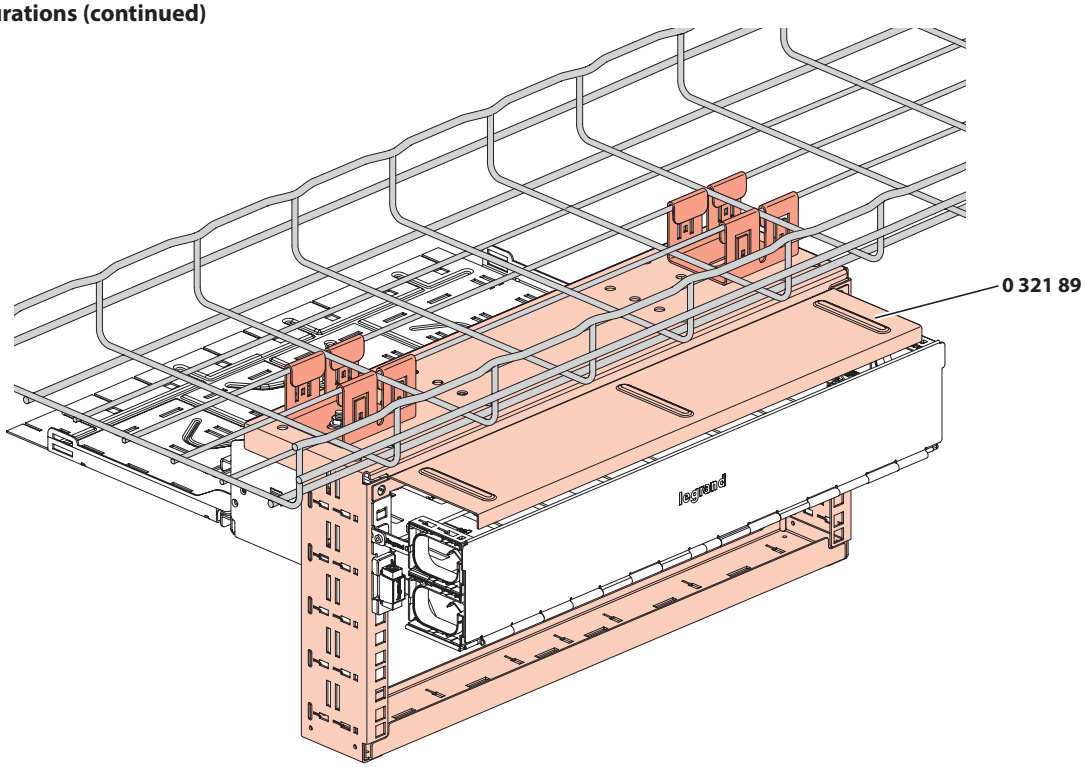

⚠ **Consignes de sécurité** (FR)(LU)(BE)(CH)
Avant toute intervention, couper le courant.
Respecter strictement les conditions d'installation et d'utilisation.

⚠ **Veiligheidsvoorschriften** (NL)(BE)
Onderbreek voor enige ingreep de stroom.
Neem de installatie- en gebruiksvoorwaarden nauwgezet in acht.

⚠ **Safety instructions** (GB)(IE)
Make sure the power supply is disconnected before any intervention.
Strictly comply with instructions for installation and use.

⚠ **Sicherheitshinweise** (DE)(CH)
Vor jeglichem Eingriff die Spannungsfreiheit sicherstellen.
Einbau- und Gebrauchsanleitungen sind genau zu beachten.

⚠ **Consignas de seguridad** (ES)
Antes de realizar cualquier intervención, cortar la corriente eléctrica.
Respetar estrictamente las condiciones de instalación y uso.

⚠ **Instruções de segurança** (PT)
Antes de qualquer intervenção, desligar a corrente.
Respeitar rigorosamente as condições de instalação e de utilização.

⚠ **Συστάσεις ασφαλείας** (GR)(CY)
Πριν από οποιαδήποτε επέγβαση, διακόψτε την παροχή ρεύματος.
Να τηρείτε ανστηρά τις συνθήκες εγκατάστασης και χρήσης.

⚠ **Меры предосторожности** (RU)
Отключить питание перед проведением любых ремонтных работ .
Строго соблюдайте требования к условиям монтажа и эксплуатации .

⚠ **Istruzioni di sicurezza** (IT)(CH)
Prima di qualsiasi intervento, interrompere l'alimentazione.
Rispettare scrupolosamente le condizioni d'installazione e uso.

⚠ 安全提示
在任何干涉以前一定要断电，严格遵守安全和使用的规定。

⚠ إرشادات الأمان:
«اقطع التيار الكهربائي. قبل أي تدخُّل. تقيدُ تقيداً تاماً بشروط التركيب والاستخدام.»